











European Championship 3-Cushion - Small Table - INDIVIDUAL

Group	Match players	Carom	Inn	Av	MP	HR			
A	AL MAMAR Natascha	20	30	0,666	0	3			
	SCHMIDT Uwe	21	30	0,700	2	3			
	SCHINTGEN Did	19	30	0,633	2	2			
	AL MAMAR Natascha	15	30	0,500	0	2			
	SCHINTGEN Did	10	30	0,333	0	2			
	SCHMIDT Uwe	11	30	0,366	2	2			
Players	Nat	T-Car	T-Inn	Gen-Av	MP	HR	BS_AVG	DRW	Place
SCHINTGEN Did	LU	29	60	0,483	2	2	0,633		2
AL MAMAR Natascha	AT	35	60	0,583	0	3	0,666		3
SCHMIDT Uwe	DE	32	60	0,533	4	3	0,700		1
Group	Match players	Carom	Inn	Av	MP	HR			
B	ALES Jan	25	12	2,083	2	6			
	SCHUBERT Karsten	21	12	1,750	0	8			
	VAN DIJCK Wim	25	30	0,833	2	3			
	SCHUBERT Karsten	8	30	0,266	0	2			
	VAN DIJCK Wim	25	18	1,388	2	6			
	ALES Jan	18	18	1,000	0	5			
Players	Nat	T-Car	T-Inn	Gen-Av	MP	HR	BS_AVG	DRW	Place
VAN DIJCK Wim	BE	50	48	1,041	4	6	1,388		1
ALES Jan	CZ	43	30	1,433	2	6	2,083		2
SCHUBERT Karsten	DE	29	42	0,690	0	8	1,750		3
Group	Match players	Carom	Inn	Av	MP	HR			
C	GALLA Stefan	25	8	3,125	2	16			
	SCHUFFERT Manfred	4	8	0,500	0	1			
	STAFF Jan	25	21	1,190	2	6			
	SCHUFFERT Manfred	22	21	1,047	0	8			
	STAFF Jan	5	13	0,384	0	2			
	GALLA Stefan	25	13	1,923	2	9			
Players	Nat	T-Car	T-Inn	Gen-Av	MP	HR	BS_AVG	DRW	Place
STAFF Jan	BE	30	34	0,882	2	6	1,190		2
GALLA Stefan	DE	50	21	2,380	4	16	3,125		1
SCHUFFERT Manfred	DE	26	29	0,896	0	8	1,047		3
Group	Match players	Carom	Inn	Av	MP	HR			
D	PFEIFER Matthias	12	13	0,923	0	4			
	DALLINGA Berry	25	13	1,923	2	7			
	SCHEURWEGHS Dave	19	27	0,703	0	4			
	PFEIFER Matthias	25	27	0,925	2	4			
	SCHEURWEGHS Dave	24	17	1,411	0	4			
	DALLINGA Berry	25	17	1,470	2	5			
Players	Nat	T-Car	T-Inn	Gen-Av	MP	HR	BS_AVG	DRW	Place
SCHEURWEGHS Dave	BE	43	44	0,977	0	4	1,411		3
PFEIFER Matthias	DE	37	40	0,925	2	4	0,925		2
DALLINGA Berry	NL	50	30	1,666	4	7	1,923		1





European Championship 3-Cushion - Small Table - INDIVIDUAL

Group	Match players	Carom	Inn	Av	MP	HR			
E	NEUHÄUSLER Michael	14	30	0,466	2	2	 Harzhaft frischer Biergenuß		
	MÜNSTER Torsten	12	30	0,400	0	3			
	VAN CAMP Michel	25	9	2,777	2	8			
	MÜNSTER Torsten	9	9	1,000	0	3			
	VAN CAMP Michel	25	15	1,666	2	5			
	NEUHÄUSLER Michael	18	15	1,200	0	4			
Players	Nat	T-Car	T-Inn	Gen-Av	MP	HR	BS_AVG	DRW	Place
VAN CAMP Michel	BE	50	24	2,083	4	8	2,777		1
NEUHÄUSLER Michael	DE	32	45	0,711	2	4	1,200		2
MÜNSTER Torsten	DE	21	39	0,538	0	3	1,000		3
Group	Match players	Carom	Inn	Av	MP	HR			
F	DISSELEN Harry	24	19	1,263	0	5	 SINCE 1680 SIMONIS CLOTH		
	ZIELEMANS Roy	25	19	1,315	2	3			
	ANTEL Kerim	15	30	0,500	2	3			
	DISSELEN Harry	13	30	0,433	0	3			
	ANTEL Kerim	7	18	0,388	0	2			
	ZIELEMANS Roy	25	18	1,388	2	4			
Players	Nat	T-Car	T-Inn	Gen-Av	MP	HR	BS_AVG	DRW	Place
ANTEL Kerim	AT	22	48	0,458	2	3	0,500		2
DISSELEN Harry	DE	37	49	0,755	0	5	1,263		3
ZIELEMANS Roy	NL	50	37	1,351	4	4	1,388		1
Group	Match players	Carom	Inn	Av	MP	HR			
G	KOHOUT Stepan	25	16	1,562	2	7	 GEROLSTEINER NATÜRLICHES MINERALWASSER Naturell		
	BILLEB Stefan	13	16	0,812	0	3			
	PILLER Josef	21	30	0,700	2	7			
	BILLEB Stefan	20	30	0,666	0	3			
	PILLER Josef	16	17	0,941	0	4			
	KOHOUT Stepan	25	17	1,470	2	10			
Players	Nat	T-Car	T-Inn	Gen-Av	MP	HR	BS_AVG	DRW	Place
PILLER Josef	AT	37	47	0,787	2	7	0,941		2
KOHOUT Stepan	CZ	50	33	1,515	4	10	1,562		1
BILLEB Stefan	DE	33	46	0,717	0	3	0,812		3
Group	Match players	Carom	Inn	Av	MP	HR			
H	LIERE Roger	25	13	1,923	2	7	 VERHOEVEN BILJARTFABRIEK Melle / Belgium		
	EL MESSERY Ihab	13	13	1,000	0	3			
	VAN VOSSELEN Christoph	25	20	1,250	2	5			
	EL MESSERY Ihab	15	20	0,750	0	4			
	VAN VOSSELEN Christoph	11	18	0,611	0	4			
	LIERE Roger	25	18	1,388	2	7			
Players	Nat	T-Car	T-Inn	Gen-Av	MP	HR	BS_AVG	DRW	Place
VAN VOSSELEN Christoph	BE	36	38	0,947	2	5	1,250		2
LIERE Roger	DE	50	31	1,612	4	7	1,923		1
EL MESSERY Ihab	EG	28	33	0,848	0	4	1,000		3





European Championship 3-Cushion - Small Table - INDIVIDUAL

Group	Match players	Carom	Inn	Av	MP	HR			
I	BRIERE Brice	25	24	1,041	2	5			
	MITTELSTAEDT Knut	11	24	0,458	0	2			
	LINDEMANN Ronny	25	17	1,470	2	5			
	MITTELSTAEDT Knut	9	17	0,529	0	3			
	LINDEMANN Ronny	25	13	1,923	2	6			
	BRIERE Brice	10	13	0,769	0	3			
Players	Nat	T-Car	T-Inn	Gen-Av	MP	HR	BS_AVG	DRW	Place
LINDEMANN Ronny	DE	50	30	1,666	4	6	1,923		1
BRIERE Brice	LU	35	37	0,945	2	5	1,041		2
MITTELSTAEDT Knut	DE	20	41	0,487	0	3	0,529		3
Group	Match players	Carom	Inn	Av	MP	HR			
J	VASA Marek	24	30	0,800	2	4			
	HUBL Christian	12	30	0,400	0	3			
	MAKIK Karl	25	20	1,250	2	5			
	HUBL Christian	12	20	0,600	0	3			
	MAKIK Karl	25	21	1,190	2	3			
	VASA Marek	22	21	1,047	0	5			
Players	Nat	T-Car	T-Inn	Gen-Av	MP	HR	BS_AVG	DRW	Place
MAKIK Karl	AT	50	41	1,219	4	5	1,250		1
VASA Marek	CZ	46	51	0,901	2	5	1,047		2
HUBL Christian	DE	24	50	0,480	0	3	0,600		3
Group	Match players	Carom	Inn	Av	MP	HR			
K	HAMM Ramon	21	22	0,954	0	4			
	WILKOWSKI Huub	25	22	1,136	2	4			
	GREWE Günter	7	26	0,269	0	2			
	HAMM Ramon	25	26	0,961	2	6			
	GREWE Günter			0,000	0				
	WILKOWSKI Huub			0,000	0				
Players	Nat	T-Car	T-Inn	Gen-Av	MP	HR	BS_AVG	DRW	Place
GREWE Günter	DE	7	26	0,269	0	2	0,269		3
HAMM Ramon	LU	46	48	0,958	2	6	0,961		2
WILKOWSKI Huub	NL	25	22	1,136	2	4	1,136		1
Group	Match players	Carom	Inn	Av	MP	HR			
L	GALICEK Zdenek	25	29	0,862	2	6			
	REMUS Sven	14	29	0,482	0	4			
	VAN ACKER Steven	25	26	0,961	2	4			
	REMUS Sven	24	26	0,923	0	5			
	VAN ACKER Steven			0,000	0				
	GALICEK Zdenek			0,000	0				
Players	Nat	T-Car	T-Inn	Gen-Av	MP	HR	BS_AVG	DRW	Place
VAN ACKER Steven	BE	25	26	0,961	2	4	0,961		1
GALICEK Zdenek	CZ	25	29	0,862	2	6	0,862		2
REMUS Sven	DE	38	55	0,690	0	5	0,923		3


European Championship 3-Cushion - Small Table - INDIVIDUAL


Group	Match players	Carom	Inn	Av	MP	HR			
M	NEUGEBAUER Christian	8	18	0,444	0	2			
	HOFMAN Glenn	25	18	1,388	2	5			
	BRANC Horst	11	30	0,366	0	3			
	NEUGEBAUER Christian	13	30	0,433	2	3			
	BRANC Horst			0,000	0				
	HOFMAN Glenn			0,000	0				
Players	Nat	T-Car	T-Inn	Gen-Av	MP	HR	BS_AVG	DRW	Place
BRANC Horst	AT	11	30	0,366	0	3	0,366		3
NEUGEBAUER Christian	DE	21	48	0,437	2	3	0,444		2
HOFMAN Glenn	NL	25	18	1,388	2	5	1,388		1
Group	Match players	Carom	Inn	Av	MP	HR			
N	KAFKA Jan	25	26	0,961	2	4			
	BICHLER Christian	18	26	0,692	0	3			
	DOBRILEIT Michael	10	24	0,416	0	2			
	BICHLER Christian	25	24	1,041	2	3			
	DOBRILEIT Michael			0,000	0				
	KAFKA Jan			0,000	0				
Players	Nat	T-Car	T-Inn	Gen-Av	MP	HR	BS_AVG	DRW	Place
DOBRILEIT Michael	DE	10	24	0,416	0	2	0,416		3
KAFKA Jan	CZ	25	26	0,961	2	4	0,961		1
BICHLER Christian	DE	43	50	0,860	2	3	1,041		2
Group	Match players	Carom	Inn	Av	MP	HR			
O	GAZDOS Ivo	21	15	1,400	0	6			
	WITZER Klaus	25	15	1,666	2	5			
	SEGERS Didier	5	15	0,333	0	2			
	GAZDOS Ivo	25	15	1,666	2	6			
	SEGERS Didier			0,000	0				
	WITZER Klaus			0,000	0				
Players	Nat	T-Car	T-Inn	Gen-Av	MP	HR	BS_AVG	DRW	Place
SEGERS Didier	BE	5	15	0,333	0	2	0,333		3
GAZDOS Ivo	CZ	46	30	1,533	2	6	1,666		2
WITZER Klaus	DE	25	15	1,666	2	5	1,666		1
Group	Match players	Carom	Inn	Av	MP	HR			
P	BAUER Matthias	10	30	0,333	0	3			
	PLEIN Thomas	25	30	0,833	2	4			
	MEERSMAN Peter	25	28	0,892	2	5			
	BAUER Matthias	16	28	0,571	0	3			
	MEERSMAN Peter			0,000	0				
	PLEIN Thomas			0,000	0				
Players	Nat	T-Car	T-Inn	Gen-Av	MP	HR	BS_AVG	DRW	Place
MEERSMAN Peter	BE	25	28	0,892	2	5	0,892		1
BAUER Matthias	DE	26	58	0,448	0	3	0,571		3
PLEIN Thomas	DE	25	30	0,833	2	4	0,833		2


European Championship 3-Cushion - Small Table - INDIVIDUAL


Group	Match players	Carom	Inn	Av	MP	HR			
Q	STARECEK Pavel	25	29	0,862	2	5	 GEROLSTEINER NATÜRLICHES MINERALWASSER Naturell		
	FRIEDEL Bernd	20	29	0,689	0	4			
	KRSKA Markus	23	30	0,766	0	3			
	FRIEDEL Bernd	25	30	0,833	2	4			
	KRSKA Markus			0,000	0				
	STARECEK Pavel			0,000	0				
Players	Nat	T-Car	T-Inn	Gen-Av	MP	HR	BS_AVG	DRW	Place
KRSKA Markus	AT	23	30	0,766	0	3	0,766		3
STARECEK Pavel	CZ	25	29	0,862	2	5	0,862		1
FRIEDEL Bernd	DE	45	59	0,762	2	4	0,833		2
Group	Match players	Carom	Inn	Av	MP	HR			
R	DUPONT Jean-Claude	14	27	0,518	0	3	 VERHOEVEN BILJARTFABRIEK Melle / België		
	SCHELER Stefan	25	27	0,925	2	5			
	SZIVACZ Herbert	25	18	1,388	2	5			
	DUPONT Jean-Claude	10	18	0,555	0	5			
	SZIVACZ Herbert			0,000	0				
	SCHELER Stefan			0,000	0				
Players	Nat	T-Car	T-Inn	Gen-Av	MP	HR	BS_AVG	DRW	Place
SZIVACZ Herbert	AT	25	18	1,388	2	5	1,388		1
DUPONT Jean-Claude	BE	24	45	0,533	0	5	0,555		3
SCHELER Stefan	DE	25	27	0,925	2	5	0,925		2
Group	Match players	Carom	Inn	Av	MP	HR			
S	SCHLENDER Günter	13	19	0,684	0	2			
	BAEA Miroslav	25	19	1,315	2	7			
	SIDHOM Sameh	25	28	0,892	2	3			
	SCHLENDER Günter	16	28	0,571	0	3			
	SIDHOM Sameh			0,000	0				
	BAEA Miroslav			0,000	0				
Players	Nat	T-Car	T-Inn	Gen-Av	MP	HR	BS_AVG	DRW	Place
SIDHOM Sameh	EG	25	28	0,892	2	3	0,892		2
SCHLENDER Günter	DE	29	47	0,617	0	3	0,684		3
BAEA Miroslav	CZ	25	19	1,315	2	7	1,315		1
Group	Match players	Carom	Inn	Av	MP	HR			
T	RÖDEL Steffen	13	30	0,433	2	2	 aramith® THE BELGIAN BILLIARD BALLS		
	STREMLow Werner	12	30	0,400	0	3			
	JEHNE Othmar	24	30	0,800	2	4			
	STREMLow Werner	16	30	0,533	0	4			
	JEHNE Othmar			0,000	0				
	RÖDEL Steffen			0,000	0				
Players	Nat	T-Car	T-Inn	Gen-Av	MP	HR	BS_AVG	DRW	Place
JEHNE Othmar	AT	24	30	0,800	2	4	0,800		1
RÖDEL Steffen	DE	13	30	0,433	2	2	0,433		2
STREMLow Werner	DE	28	60	0,466	0	4	0,533		3

European Championship 3-Cushion - Small Table - INDIVIDUAL


Group	Match players	Carom	Inn	Av	MP	HR			
U	SUCKAU Andreas	15	20	0,750	0	4			
	JACOBS Heinz	25	20	1,250	2	6			
	KRATOCHVIL Dušan	12	30	0,400	0	2			
	SUCKAU Andreas	23	30	0,766	2	3			
	KRATOCHVIL Dušan			0,000	0				
	JACOBS Heinz			0,000	0				
Players	Nat	T-Car	T-Inn	Gen-Av	MP	HR	BS_AVG	DRW	Place
KRATOCHVIL Dušan	CZ	12	30	0,400	0	2	0,400		3
SUCKAU Andreas	DE	38	50	0,760	2	4	0,766		2
JACOBS Heinz	NL	25	20	1,250	2	6	1,250		1

Group	Match players	Carom	Inn	Av	MP	HR			
V	HARWARDT Dirk	25	20	1,250	2	6			
	THIRION Louis	1	20	0,050	0	1			
	KOREC Jaroslav	17	30	0,566	2	3			
	THIRION Louis	4	30	0,133	0	2			
	KOREC Jaroslav			0,000	0				
	HARWARDT Dirk			0,000	0				
Players	Nat	T-Car	T-Inn	Gen-Av	MP	HR	BS_AVG	DRW	Place
KOREC Jaroslav	CZ	17	30	0,566	2	3	0,566		2
HARWARDT Dirk	DE	25	20	1,250	2	6	1,250		1
THIRION Louis	LU	5	50	0,100	0	2	0,133		3


Group	Match players	Carom	Inn	Av	MP	HR			
W	JANSSEN Marco	24	17	1,411	0	8			
	DURDU Ramazan	25	17	1,470	2	4			
	KOSTISTANSKY Gerhard	18	11	1,636	0	6			
	JANSSEN Marco	25	11	2,272	2	9			
	KOSTISTANSKY Gerhard			0,000	0				
	DURDU Ramazan			0,000	0				
Players	Nat	T-Car	T-Inn	Gen-Av	MP	HR	BS_AVG	DRW	Place
KOSTISTANSKY Gerhard	AT	18	11	1,636	0	6	1,636		3
JANSSEN Marco	BE	49	28	1,750	2	9	2,272		1
DURDU Ramazan	DE	25	17	1,470	2	4	1,470		2

Group	Match players	Carom	Inn	Av	MP	HR			
X	PROSSER Bernd	10	13	0,769	0	6			
	RICHTER Josef	25	13	1,923	2	5			
	RICHTER Josef			0,000	0				
	PROSSER Bernd			0,000	0				
	RICHTER Josef								
	PROSSER Bernd								
Players	Nat	T-Car	T-Inn	Gen-Av	MP	HR	BS_AVG	DRW	Place
PROSSER Bernd	AT	10	13	0,769	0	6	0,769		2
RICHTER Josef	DE	25	13	1,923	2	5	1,923		1


European Championship 3-Cushion - Small Table - INDIVIDUAL

Group	Match players	Carom	Inn	Av	MP	HR			
Y	STARECEK Vladimír	12	17	0,705	0	3	 Harzhaft frischer Biergenuß		
	ECKERMANN Jörg	25	17	1,470	2	4			
	KESTELOOT Patrick	21	17	1,235	0	5			
	STARECEK Vladimír	25	17	1,470	2	6			
	KESTELOOT Patrick			0,000	0				
	ECKERMANN Jörg			0,000	0				


Players	Nat	T-Car	T-Inn	Gen-Av	MP	HR	BS_AVG	DRW	Place
KESTELOOT Patrick	BE	21	17	1,235	0	5	1,235		3
STARECEK Vladimír	CZ	37	34	1,088	2	6	1,470		2
ECKERMANN Jörg	DE	25	17	1,470	2	4	1,470		1

Group	Match players	Carom	Inn	Av	MP	HR			
Z	DOSTAL Martin	24	26	0,923	0	5	 SINCE 1680 SIMONIS CLOTH		
	HENDERIX Michael	25	26	0,961	2	6			
	SEDLAK Herbert	11	18	0,611	0	3			
	DOSTAL Martin	25	18	1,388	2	7			
	SEDLAK Herbert			0,000	0				
	HENDERIX Michael			0,000	0				

Players	Nat	T-Car	T-Inn	Gen-Av	MP	HR	BS_AVG	DRW	Place
SEDLAK Herbert	AT	11	18	0,611	0	3	0,611		3
DOSTAL Martin	CZ	49	44	1,113	2	7	1,388		1
HENDERIX Michael	BE	25	26	0,961	2	6	0,961		2

Group	Match players	Carom	Inn	Av	MP	HR			
AA	SCHARRER Markus	24	30	0,800	2	4	 GEROLSTEINER NATÜRLICHES MINERALWASSER Naturell		
	WEILAND Roll	10	30	0,333	0	2			
	PEETERS Jurgen	25	30	0,833	2	5			
	WEILAND Roll	3	30	0,100	0	1			
	PEETERS Jurgen			0,000	0				
	SCHARRER Markus			0,000	0				

Players	Nat	T-Car	T-Inn	Gen-Av	MP	HR	BS_AVG	DRW	Place
PEETERS Jurgen	BE	25	30	0,833	2	5	0,833		1
SCHARRER Markus	DE	24	30	0,800	2	4	0,800		2
WEILAND Roll	LU	13	60	0,216	0	2	0,333		3

Group	Match players	Carom	Inn	Av	MP	HR			
AB	LENZ Ralf	23	30	0,766	2	7	 VERHOEVEN BILJARTFABRIEK Melle / Belgien		
	ZILLMER Olaf	17	30	0,566	0	3			
	GORREBEECK Tim	10	30	0,333	2	2			
	ZILLMER Olaf	9	30	0,300	0	2			
	GORREBEECK Tim			0,000	0				
	LENZ Ralf			0,000	0				

Players	Nat	T-Car	T-Inn	Gen-Av	MP	HR	BS_AVG	DRW	Place
LENZ Ralf	DE	23	30	0,766	2	7	0,766		1
ZILLMER Olaf	DE	26	60	0,433	0	3	0,566		3
GORREBEECK Tim	BE	10	30	0,333	2	2	0,333		2